



## **BEA YELLOW TORPEDO LASER LEVEL & POSITION INDICATORS**

### **SPECIFICATIONS**

- Dot or line beam version available
- Can be used horizontally or vertically
- Heavy duty magnet in base
- Dimensions 128mm (5") x 22mm (0.9") x 27mm (1.06")
- Battery 3 type LR44
- Weight 105g (3.7 oz.)
- Temp range 15°C to 60°C



*Torpedo line version*



The “Yellow Torpedo” laser level and indicator is a handy low cost rugged device used to project a laser beam for alignment or positioning purposes. The beam is useful to 25 feet. This small device which may be carried in your pocket or mounted on equipment with suitable mounting clamps or the internal magnet is an ideal system to project the plane of a surface. The device may be used for leveling pipes, alignment of shafts, building walls or panels, or indicating where you would like to cut or drill.

The unit may be used in a horizontal or vertical mode as it has a bubble indicator in both planes. Three hearing aid type batteries power the unit, which includes a push button switch for momentary or continuous operation.

The built in heavy-duty magnet allows the device to be fastened to a ferrous metal surface without mounting hardware for temporary use. If the unit is to be permanently installed clamps should be placed around the body of the unit to hold it firmly in place.

This device complies with 21 CFR Part 1040.10 and 1040.11 Class 3A laser product made in Taiwan.



### **WARNING**

Lasers are not toys. Avoid eye exposure. Permanent eye damage could occur if the product is misused by pointing it at the eyes.

### **INSTALLATION OF BATTERIES**

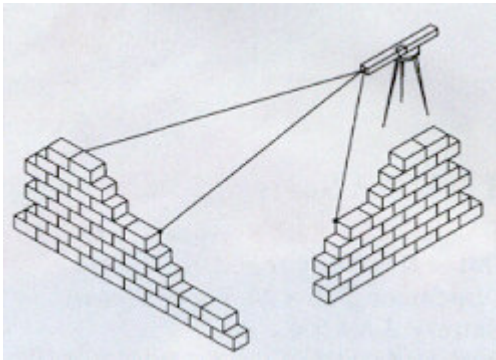
The laser device is shipped with 3 LR44 1.5V batteries. Replacement batteries are commonly available. Alkaline batteries should be used for long battery life. Batteries are installed by unscrewing the ON-OFF switch. Install the batteries with the negative terminal (-) toward the laser aperture. The positive (+) side of battery #3 will be in contact with the spring under the ON-OFF switch.

## SAFETY PRECAUTIONS

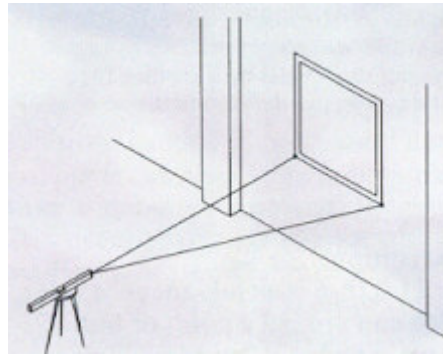


1. Since a laser beam can be harmful to the eyes, avoid direct eye exposure to the laser beam. Do not look directly into the beam output aperture during operation.
2. Do not aim it at the eyes of others. Do not aim into eyes of humans/animals.
3. Be aware that laser light, when reflected off a mirror like surface, can also be dangerous.
4. CAUTION: Use of controls, adjustments, or performance of procedures other than those specified herein may result in hazardous laser light exposure.
5. The laser pointer is not a toy. Keep out of the reach of children.

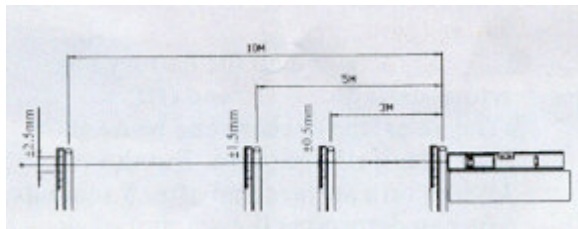
## TYPICAL USES



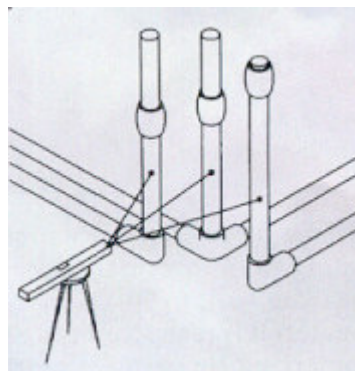
Alignment of points that are widely separated



Alignment of objects



Alignment of successive points or multiple objects



Alignment of pipes



A DIVISION OF BEA ELECTRO SALES, INC.

2330 BRICKVALE DRIVE

ELK GROVE VILLAGE, IL 60007

WWW.BEALASERS.COM

INFO@BEALASERS.COM

800/783-2321 TOLL-FREE

847/238-1420 PHONE

847/238-1423 FAX